



## SHORING

PERFILLINE is a Brazilian company with wide expertise in the design and manufacture of formwork solutions and equipment for the construction and civil engineering industry. Specialized in concrete formwork supporting systems, Perfilline's equipments are designed to meet the security, durability and high performance required by the most complex construction projects.

A highly qualified experienced team of engineers and dedicated professionals in addition to high quality materials and the electrostatic powder coating applied to all the metal products enhances the constructions high quality, credibility, visibility and refined final appearance.

We invite you to contact Perfilline and learn why our formwork solutions and equipments are chosen by the main Brazilian construction companies. Choose also for your projects Perfilline's cost efficient and customized solutions.



### FACTORY

Street Padre Ambrósio Pieratelli, 146 - District Kayser - Caxias do Sul - RS - CEP 95098-380  
Phone/Fax: 55 54 3213.8600 / e-mail: [export@perfilline.com.br](mailto:export@perfilline.com.br)  
[www.perfilline.com.br](http://www.perfilline.com.br)

Mod. 03 / Julho 2012





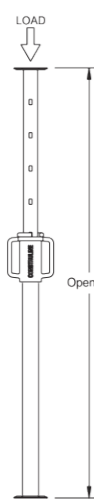
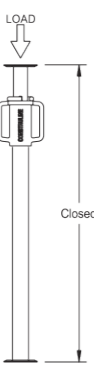

## SHORING



### PERFILLINE

PROPS







		Tubes Dimension (mm)		Height (mm)		Load Capacity (Kgf)	
		Downside	Upside	Closed	Opened	Closed	Opened
		PROP 300	Ø48,30x2,00	Ø42,40x2,65	1,80	3,00	2.500
PROP 320	Ø48,30x2,00	Ø42,40x2,65	2,00	3,20	2.500	1.300	
PROP 340	Ø48,30x2,00	Ø42,40x2,65	2,20	3,40	2.500	1.200	
PROP 450	Ø57,15x2,25	Ø50,80x2,65	3,00	4,50	2.500	1.000	

Normal Prop


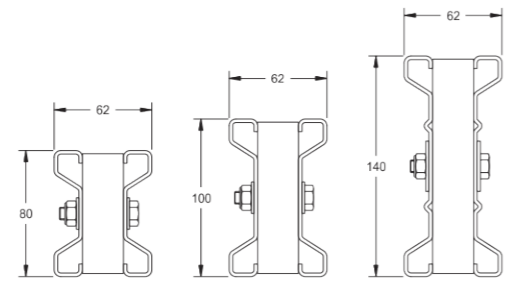
Wall Prop

GIRDER, TRUSSES AND ACCESSORIES



Girder

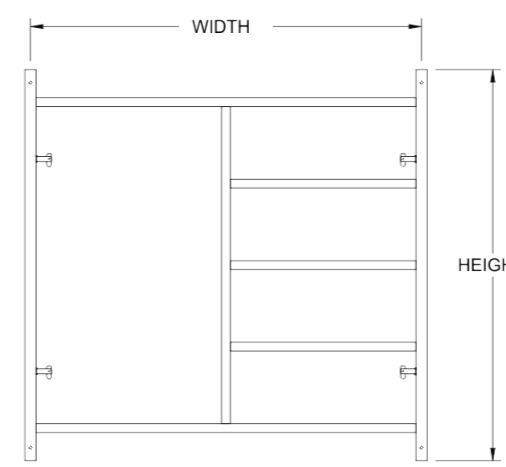

Aligner



Standard Length (cm)					
50	75	100	125	150	
175	200	225	250	275	
300	325	350	375	400	



Amend Aligner

SHORING TOWER



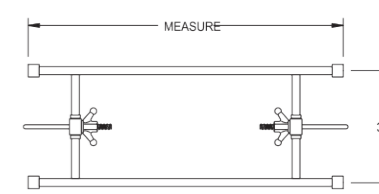
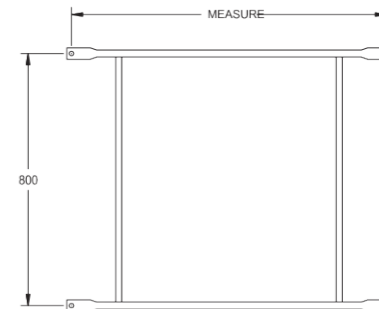
STANDARD WIDTH (CM)	STANDARD HEIGHT (CM)
	100 125 150 175 200
150	100 150 175

DIAGONAL FRAME






Frame to Flying Table

Tip Tower Frame



Standard Measure(cm)
75
100
125
150
175
200



PROPS ACCESSORIES



Complement

Simple Header





Double Header



Tripod

Support Beams

TOWER ACCESSORIES






Vertical Sails

Walkway Bracket

Base Plate

Head with Top Screw Jack





Bottom Screw Jack

Head Screw Support

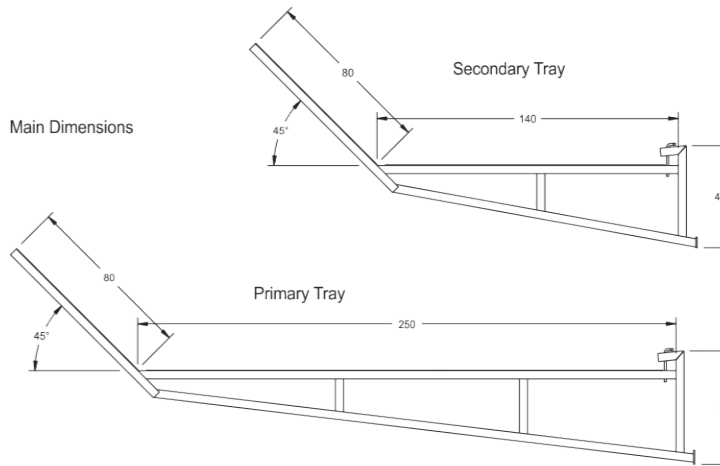
Double Diagonal

PROTECTION EQUIPMENT





Primary Tray

Secondary Tray



Main Dimensions



EURO System

Beam System

Walkway Bracket